



Calculation Results, Pole Properties

Calculation Results - Horizontal Illuminance

Average:	45,300 lux	Ave/Min:	Undefined
Minimum:	1,092 lux	Max/Min:	Undefined

Type: PoleID

Pole Properties

Number of Poles Used:	1		
Pole Height:	25,000 m	Pole Cost:	Bs 0,00
Total Cost:	Bs 0,00	Arm Cost:	Bs 0,00
Description:	25, meter pole with a 1, meter pedestal		

Luminaire Properties (Poste C - Curve: 178196)

Number of Heads:	3
Mounting Height:	20,000 m
Arm Length:	1,000 m
Start Angle:	45,00°
Angle between:	45,00°
Wattage:	150,000
Lamp Lumens:	16000
Total Light Loss Factor:	1,000
Luminaire Cost:	Bs 0,00
Luminaire Description:	FLOOD

Luminaire Properties (Poste C - Curve: 179867)

Number of Heads:	4
Mounting Height:	25,000 m
Arm Length:	1,000 m
Start Angle:	202,00°
Angle between:	45,00°
Wattage:	750,000
Lamp Lumens:	110000
Total Light Loss Factor:	1,000
Luminaire Cost:	Bs 0,00
Luminaire Description:	FLOOD

Calculated light levels are based on specific information that has been supplied to GE Lighting Systems.
 Any differences in luminaire installation, lighted area geometry and obstructions in the lighted area may produce different results from the predicted values.
 Normal tolerances of voltage, lamp output, and ballast and luminaire manufacturer will affect results.



Calculation Results, Pole Properties

Type: PoleID

Pole Properties

Number of Poles Used:	1		
Pole Height:	25,000 m	Pole Cost:	Bs 0,00
Total Cost:	Bs 0,00	Arm Cost:	Bs 0,00
Description:	25, meter pole with a 1, meter pedestal		

Luminaire Properties (Poste A - Curve: 179867)

Number of Heads:	3
Mounting Height:	26,000 m
Arm Length:	1,000 m
Start Angle:	320,00°
Angle between:	40,00°
Wattage:	750,000
Lamp Lumens:	110000
Total Light Loss Factor:	1,000
Luminaire Cost:	Bs 0,00
Luminaire Description:	FLOOD

Luminaire Properties (Poste A - Curve: 178196)

Number of Heads:	2
Mounting Height:	21,000 m
Arm Length:	1,000 m
Start Angle:	135,00°
Angle between:	90,00°
Wattage:	150,000
Lamp Lumens:	16000
Total Light Loss Factor:	1,000
Luminaire Cost:	Bs 0,00
Luminaire Description:	FLOOD



Summary: Statistics, Schedule, CAD View

Tesis Pregrado

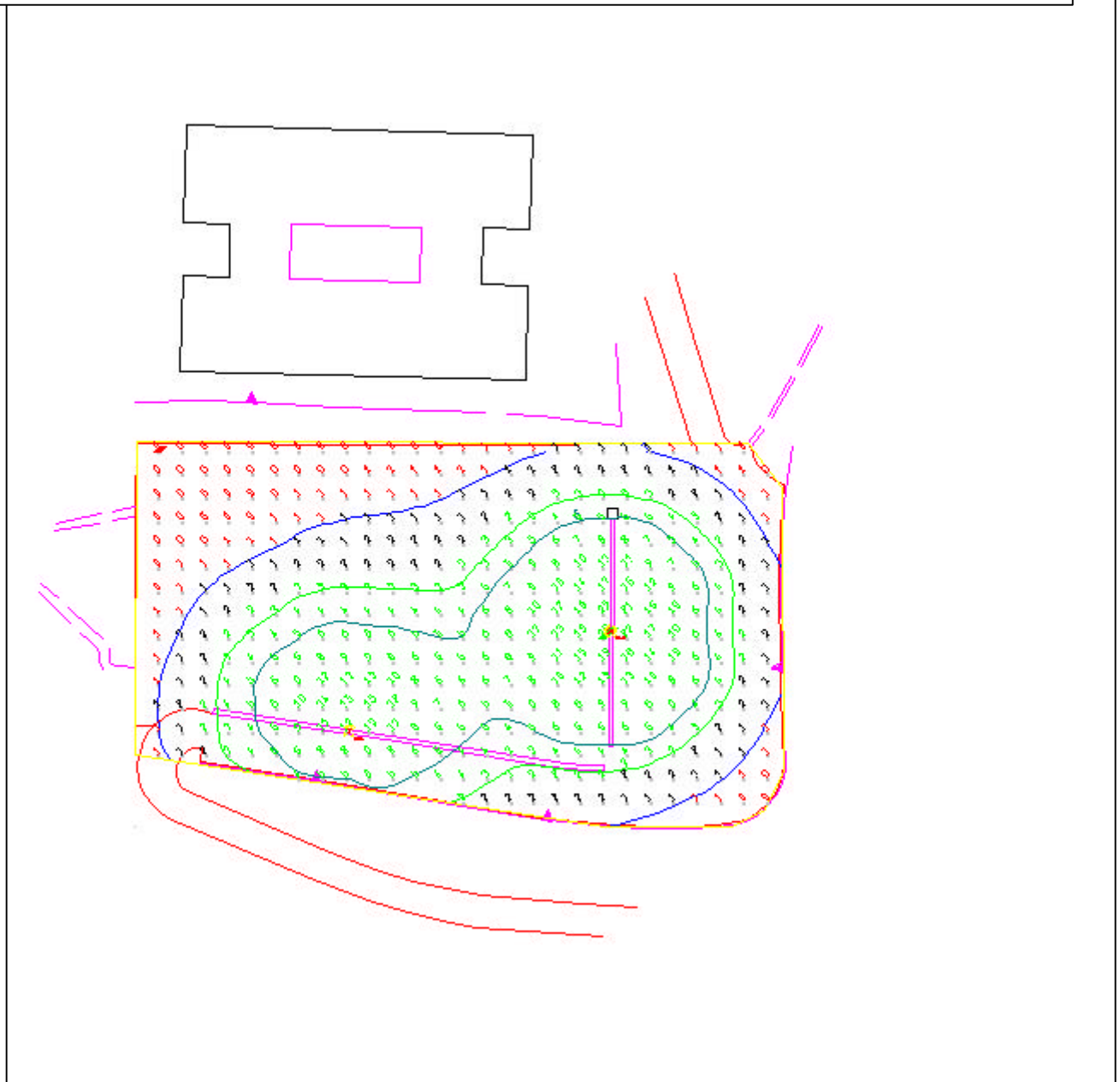
Calculation Results - Horizontal Illuminance

Average:	45,300 lux	Ave/Min:	Undefined
Minimum:	1,092 lux	Max/Min:	Undefined
Maximum:	246,270 lux	Standard Deviation:	45,86

Poles Used:

Type	# of Poles:	Pole Height:	Pole Description:	# of Heads:	Luminaire Description:	Lamp Lumens:	Total LLF:
PoleID	1	25,000 m	25, meter pole with a 1, meter pedestal	4	FLOOD (Curve: 179867), FLOOD (Curve: 178196)	110000, 16000	1, 1
PoleID	1	25,000 m	25, meter pole with a 1, meter pedestal	2	FLOOD (Curve: 178196), FLOOD (Curve: 179867)	16000, 110000	1, 1

Plan View (not to scale)



Calculated light levels are based on specific information that has been supplied to GE Lighting Systems. Any differences in luminaire installation, lighted area geometry and obstructions in the lighted area may produce different results from the predicted values. Normal tolerances of voltage, lamp output, and ballast and luminaire manufacturer will affect results.



Fixture Schedule

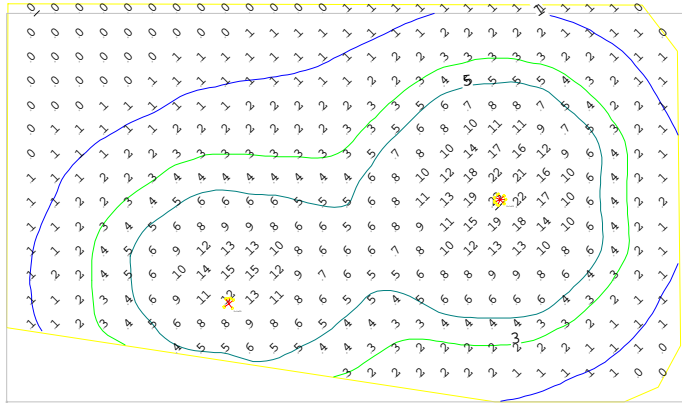


Pole Locations

Tesis Pregrado

Luminaire Location Summary

<u>Type</u>	<u>X</u>	<u>Y</u>	<u>Orientation</u>
PoleID	102,113	41,358	-0,610
PoleID	46,253	19,980	8,561



Scaled to Fit



Oliver Ravard

Provided by: USB

22/08/2004

Tesis Pregrado



Calculation Results

Tesis Pregrado

Calculation Results - Horizontal Illuminance										
	0,000	5,000	10,000	15,000	20,000	25,000	30,000	35,000	40,000	45,000
80,000		1,09	1,29	1,53	1,79	2,09	2,49	2,94	3,35	3,68
75,000		1,39	1,64	1,93	2,28	2,73	3,39	4,03	4,66	5,09
70,000		1,82	2,17	2,53	2,99	3,74	4,67	5,65	6,56	7,13
65,000		2,38	2,96	3,49	4,15	5,31	6,58	8,08	9,41	10,31
60,000		3,11	4,05	4,97	6,16	7,71	9,52	11,83	13,96	15,44
55,000		3,97	5,51	7,16	9,34	11,74	14,38	18,02	21,28	23,32
50,000		4,95	7,20	10,07	13,74	18,34	22,21	28,16	32,62	33,26
45,000		5,93	9,03	13,58	19,46	25,84	32,39	42,71	45,93	47,58
40,000		7,07	10,96	17,36	26,57	35,37	45,20	53,80	63,00	65,94
35,000		8,43	13,49	21,25	34,13	45,76	57,79	69,61	89,58	97,58
30,000		9,76	16,13	24,45	38,01	51,64	68,21	95,94	125,87	144,08
25,000		10,22	16,66	25,46	37,73	50,84	68,53	105,35	145,91	159,24
20,000		9,72	15,88	25,72	35,87	47,29	63,99	92,50	119,26	130,00
15,000		7,83	13,14	21,91	32,81	39,67	50,25	68,92	84,15	87,48
10,000								45,97	50,27	53,21
5,000										
0,000										

Calculated light levels are based on specific information that has been supplied to GE Lighting Systems.
Any differences in luminaire installation, lighted area geometry and obstructions in the lighted area may produce different results from the predicted values.
Normal tolerances of voltage, lamp output, and ballast and luminaire manufacturer will affect results.



Calculation Results

Tesis Pregrado

Calculation Results - Horizontal Illuminance												
	50,000	55,000	60,000	65,000	70,000	75,000	80,000	85,000	90,000	95,000	100,000	105,000
80,000	3,97	4,22	4,66	5,14	5,72	6,49	7,61	9,04	10,66	11,85	12,19	11,49
75,000	5,41	5,74	6,34	7,02	8,06	9,55	11,49	14,01	16,86	19,27	20,23	19,14
70,000	7,57	7,97	8,65	9,71	11,42	14,03	17,35	21,91	27,62	31,91	33,73	33,14
65,000	10,83	11,26	11,89	13,31	15,80	19,93	26,18	35,00	46,61	53,58	55,37	56,99
60,000	16,22	16,30	16,40	17,82	21,04	27,32	37,24	52,38	68,09	77,06	83,11	82,47
55,000	23,85	23,49	22,84	23,64	27,01	36,77	52,20	68,55	90,56	109,64	118,11	118,71
50,000	33,08	32,38	32,30	31,81	35,61	49,73	70,35	86,67	111,85	149,76	178,16	170,89
45,000	45,87	44,98	44,12	42,58	45,74	61,97	85,27	106,01	133,73	190,90	233,71	227,69
40,000	61,93	61,00	56,68	53,69	54,05	68,74	90,29	113,35	139,01	201,38	246,27	237,01
35,000	92,83	82,57	67,57	61,24	58,85	69,28	86,79	99,68	122,48	166,83	202,55	196,00
30,000	138,09	110,96	81,92	68,70	61,75	64,33	73,53	83,04	102,72	125,02	139,78	135,55
25,000	158,63	134,18	94,15	71,11	62,82	57,63	58,11	67,31	80,93	90,34	95,61	94,82
20,000	136,11	118,20	85,74	63,71	56,92	49,13	47,05	51,18	61,46	65,10	65,74	65,98
15,000	95,66	86,47	68,83	55,76	48,20	40,47	36,92	36,08	39,36	42,14	42,69	41,75
10,000	60,61	58,89	48,87	44,97	39,83	33,51	27,39	25,09	25,14	26,33	26,42	24,84
5,000					29,60	23,12	18,98	17,00	16,67	16,73	16,36	15,05
0,000												

Calculated light levels are based on specific information that has been supplied to GE Lighting Systems.
 Any differences in luminaire installation, lighted area geometry and obstructions in the lighted area may produce different results from the predicted values.
 Normal tolerances of voltage, lamp output, and ballast and luminaire manufacturer will affect results.



Calculation Results

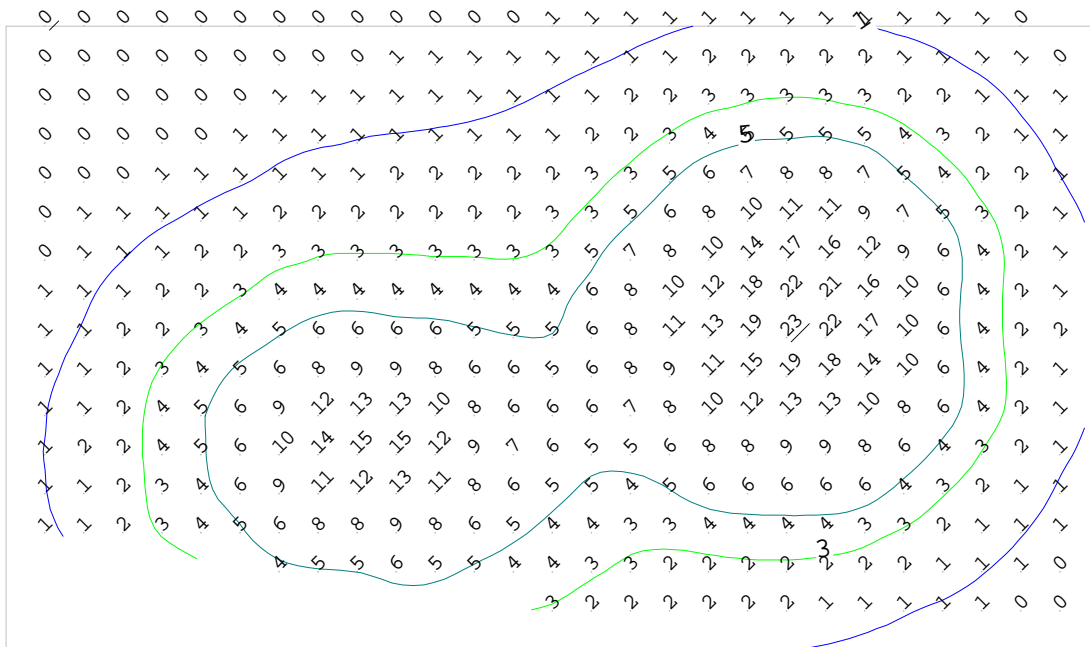
Calculation Results - Horizontal Illuminance

	110,000	115,000	120,000	125,000	130,000	135,000	140,000
80,000	10,10	8,47	7,04	5,59	4,25		
75,000	16,82	14,12	11,41	8,73	6,30	4,32	
70,000	29,52	23,72	18,05	13,18	9,07	5,95	
65,000	51,50	38,62	27,67	19,19	12,46	7,97	
60,000	71,63	56,07	40,92	26,86	16,55	10,41	
55,000	98,03	76,76	56,53	36,41	21,80	13,05	
50,000	133,30	96,10	65,00	41,04	24,28	15,09	
45,000	173,42	109,52	64,10	39,20	24,80	16,13	
40,000	183,98	111,38	64,42	39,31	25,07	16,36	
35,000	149,46	104,11	66,42	42,00	25,14	15,67	
30,000	110,42	84,93	61,18	40,19	23,55	13,97	
25,000	81,31	63,29	47,15	30,52	18,46	11,43	
20,000	60,64	46,43	32,32	22,08	14,08	8,90	
15,000	37,11	29,14	21,49	15,35	10,40	6,74	
10,000	21,32	17,40	13,71	10,29	7,33	4,95	
5,000	12,85	10,61	8,53	6,67	4,96	3,67	
0,000							

Calculated light levels are based on specific information that has been supplied to GE Lighting Systems.
Any differences in luminaire installation, lighted area geometry and obstructions in the lighted area may produce different results from the predicted values.
Normal tolerances of voltage, lamp output, and ballast and luminaire manufacturer will affect results.



Calculation Results



Calculated light levels are based on specific information that has been supplied to GE Lighting Systems.
Any differences in luminaire installation, lighted area geometry and obstructions in the lighted area may produce different results from the predicted values.
Normal tolerances of voltage, lamp output, and ballast and luminaire manufacturer will affect results.



Calculation Results

